

AWNING WINDOWS



Awning Windows

Jason Windows products have been widely used in WA homes for over 60 years and the company continues to be the market leader in product design, strength, security and customer service. We understand that a new home or home renovation is a major investment and we are committed to providing the highest quality solutions for West Australians at an affordable price.



QUALITY

Jason Windows has built its reputation on perfecting and crafting quality windows, doors and security screens specifically designed for the Western Australian market. Our attention to detail, in-house testing facility and internal processes ensure we produce quality products and services that continue to perform and stand the test of time.



SERVICE

Quality service goes hand in hand with a quality product and we are committed to providing helpful, informative and attentive customer service. From the time of your new home hand-over or completed renovation, Jason Windows will handle all warranty maintenance enquiries directly with you and continue to manage all maintenance and servicing needs outside of the warranty, for the life of your home.

THE RANGE

The Jason range of Awning Windows for residential homes are available in three different framing systems:

FRAMING SYSTEM	DESCRIPTION	APPLICATION
Residential	Popular framing system available across the Jason product range	Suits all regular window applications
Benchmark	Heavier frame designed for aesthetics and larger, heavier glazing	Suits larger than standard openings and special glazing requirements such as large, heavy glass panels
Commercial	Custom frames to suit architectural homes	Architecturally designed homes and geographical locations requiring custom needs ie coastal frontage

To match the right framing system to your requirements, contact a Jason Windows product specialist for more information.



Security

Stylish yet secure. The chain operated key lock winder can be locked in an open position and operates without the need to open the flyscreen. A stainless steel chain to limit corrosion is supplied as standard.

DOUBLE STOREY HOMES

In accordance with the Australian Building Code, some upper-level windows require opening restrictors to prevent the window being opened more than 125mm. This was introduced in 2013 in an effort to prevent the growing number of children falling from double-storey homes. Your builder or a Jason Windows product specialist can advise if restrictors are required on your upper level windows. Restrictors can be avoided if security screens are installed.



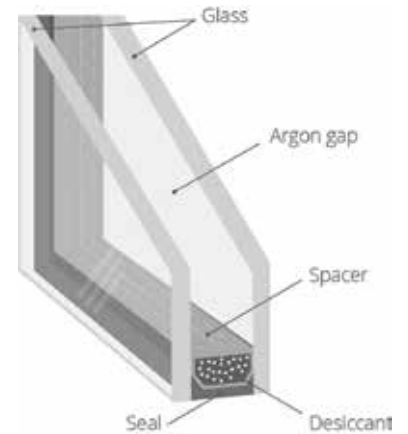
Energy Efficiency

Energy-conscious design. The dual seal design minimises air leakage and produces an excellent air conditioning rating ensuring maximum efficiency from heating and cooling the home.

To improve energy efficiency further, consider Low-E energy efficient glass to reduce the transfer of heat or cold through the glass. Your home will stay warmer in the winter and cooler in the summer. Low E glass is like insulation panels for your home.

Double glazing. Traditional window glazing consists of a single sheet of glass. Double glazing consists of two panels of glass in a sealed unit separated by a layer of air or argon gas. The Jason Double Glazing Range uses argon gas to create a more effective insulation break. This greatly reduces both heat flow and thermal conductivity through the window. The thermal benefits of double glazing make it ideal for rooms where greater control of heat gain or loss is required.

Glass advice: Selecting the right glass type for your new home or renovation project can have a big impact on your comfort and energy costs. Jason Windows can offer you free expert glass advice to suit your home. This service is available from our Welshpool and Bunbury showrooms. Check our website for opening times.



Strength


Built to last. Our sturdy frame design offers a minimum frame width of 76mm to provide sturdiness and strength. Suitable for both double brick and framed construction.



Couplers

Express yourself. Combine and neatly align your windows in a window-to-window or window-to-door configuration creating your own unique look. Choose from:

- 180 degree straight coupler,
- 135 degree bay coupler, or
- 90 degree corner coupler.



Fixed Window to Awning Window Coupler



Colonial Bars

Get the look. Jason Awning Windows can be fitted with 20mm wide horizontal and vertical colonial bars. Create a Hamptons look for your home, or form a pattern of your choice to enhance the appearance and style of your windows.



STICK ON BARS

Colonial bars for Benchmark Framing System



FLAT BARS

Colonial bars for Residential Framing System



Colours

Jason Awning Windows are available in seven popular colours from our standard colour range. Custom colours are also available however extended lead times and additional charges apply.

Please refer to our Colour Guide which you can find in the Brochures section on our website or from your builder. Better still come and visit us at one of our showrooms to select your perfect colour.

Please note that it is always recommended to choose your colour from an actual sample as variations can occur between digital monitors and printers.

Glazing Options

Annealed glass is supplied as standard. Other upgrade options include:

UPGRADED GLASS OPTIONS	APPLICATION
Toughened (Safety Glass)	<ul style="list-style-type: none"> • Areas where windows require structural strength and safety such as large feature windows and raked ceiling windows • Areas most prone to injury from human impact such as bathrooms, kitchen splashbacks, doors and full-length windows
Laminated (Safety Glass)	<ul style="list-style-type: none"> • Areas requiring special performance such as sound reduction, energy efficiency and additional security • Areas most prone to injury from human impact such as bathrooms, kitchen splashbacks, doors and full-length windows
Toned (Tinted Glass)	<ul style="list-style-type: none"> • Useful for reducing the sun's impact on unshaded windows
Low-E	<ul style="list-style-type: none"> • Areas where greater solar and thermal control is required. Helpful in reducing new homes Energy Efficiency Rating and a cost-effective alternative to double glazing.
Double Glazing	<ul style="list-style-type: none"> • Areas where more control of heat gain and loss through the glass is required

Australian Standards & Building Regulations will determine some glass choices within your home. All new homes or new renovations need to comply with these regulations.

For example, as a general guide, you must use Grade A Safety Glass in:

- All glass doors
- Bathrooms (for all areas up to 2m high)
- Door side panels (if less than 300mm away from the door and positioned 1200mm or less above the floor)
- Areas that can be mistaken for openings such as full height glass
- Low level glass if larger than 1.2m. Areas under 1.2m require a minimum glass thickness of 5mm.

GLASS APPEARANCE



CLEAR

Best suited for clarity and low distortion. Use in areas you want to flood with natural light or enjoy a clear view. For north facing elevations, use to heat up north facing rooms in the winter.



NEUTRAL

Neutral glass is lightly toned and only available in Low E. The light tone is often preferred for a softer natural light effect.



GREY

Commonly selected to achieve a darker elevation and to reduce the amount of light coming into the home. Offers good reduction levels of UV light. Pairing a toned glass with the insulation properties of Low E glass will provide greater energy efficiency than Low E alone.



GREEN

Offering a small reduction in light and UV light, the green toned glass can provide a softer natural light effect. Pairing a toned glass with the insulation properties of Low E glass will provide greater energy efficiency than Low E alone.

OBSCURE GLASS

Obscure glass is used when privacy is required ie: bathrooms.



CATHEDRAL

The Cathedral pattern is aesthetically pleasing while offering privacy.



SATINLITE

The subtle pattern of Satinlite obscure glass makes it a popular choice with WA home owners.



SPOTSWOOD

The Spotswood light textured pattern provides excellent obscurity.



TRANSLUCENT

With a smooth milky finish, Translucent glass provides a high level of privacy and is often chosen for front entry doors. Can also be paired with a toned glass.

One of our product specialists can offer guidance in choosing the best glass types for your home.



Screens


Flyscreens are perfect for keeping insects such as flies, wasps, sandflies, mosquitoes, midges and spiders out while still allowing the cool breeze throughout your home. Flyscreens are not designed to keep pets and children contained and can be damaged by children and pets.

Security screens are designed and installed to withstand an attack by an intruder whilst still functioning as an insect screen and allowing air flow into the home. Security screens are more robust than flyscreens and will help to keep children and pets on the safe side.


FLYSCREENS

All Jason Awning Windows are designed to accept a standard flyscreen covering the opening and preventing the intrusion of unwanted insects. The screens are fitted with Fibreglass Mesh as standard with the following upgrade options available:


UPGRADED INSECT MESH OPTIONS	APPLICATION
Aluminium Mesh	<ul style="list-style-type: none"> • More durable than fibreglass mesh • Suitable for bush fire rated zones, complies with AS3959 up to BAL29
Steel Mesh	<ul style="list-style-type: none"> • Stronger than aluminium mesh • Good corrosion resistance • Suitable for bush fire rated zones, complies with AS3959 up to BAL29
Migi Mesh	<ul style="list-style-type: none"> • Superfine to keep out tiny insects • Recommended for homes near waterways



FIBREGLASS MESH



ALUMINIUM MESH



STEEL MESH



MIGI MESH

SECURITY SCREENS

Not all window frames are designed and manufactured in the same way. Jason's range of security screens have been designed to fit Jason frames seamlessly. There is no need for unsightly modifications other security screens often create when attempting to fit non-Jason screens to Jason frames.

Jason security screens offer unique benefits:


- **Unique drainage system.** Some security screens can block your windows drainage system allowing the water to build up and overflow into your home. Jason's range of security screens have a unique drainage system allowing the water to drain outside. The system also allows for sand and dust to be easily washed away with water.
- **Safe installation.** Jason's window security screens can be safely and easily installed from inside your home, limiting potential damage to your gardens. For two storey homes, you can avoid the cost and hassle of scaffolding.
- **Stylish and sleek.** Designed to ensure the style of your home won't be compromised. Our fixings are concealed and not visible on the outer screen, offering a sleek look to blend in with the style of your home.

Kids Can't Fly


In 2013 the Australian Building Code ruled that some upper-level windows require opening restrictors to prevent the window being opened more than 125mm. This was introduced in an effort to prevent the growing number of children falling from double-storey homes. All Jason security screens meet the building code requirements for upper storey windows without having to restrict their opening to 100mm.

Choose from:

- 316 Marine Grade Stainless Steel Woven Mesh. Ultimate security offering the highest level of corrosion resistance available. Bush fire rated to BAL40.
- Perforated Marine Grade Aluminium. Cost-effective security, bush fire rated to BAL29.



316 MARINE GRADE STAINLESS STEEL MESH



PERFORATED MARINE GRADE ALUMINIUM



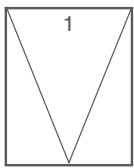
RESIDENTIAL FRAMES IN PEARL WHITE

Awning Window Specifications & Configurations

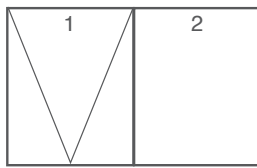
SPECIFICATIONS	RESIDENTIAL	BENCHMARK	COMMERCIAL
Frame sizes (mm)	76 x 20	76 x 20	100 x 44
Window height (mm)	Min: 429	Min: 429	Min: 500
	Max: 1714	Max: 1886	Max: 1900
Window width (mm)	Min: 370	Min: 370	Min: 400
	Max: 1210	Max: 1570	Max: 1600
Maximum panel weight	45kgs	60kgs	80kgs
Maximum water rating	300pa	300pa	450pa
Maximum wind rating	1500kpa	1500kpa	2000kpa
Maximum glass thickness – single glazing (mm)	7	10	15
Maximum glass thickness – double glazing (mm)	24	18	25
Maximum bush fire rating	BAL29	BAL29	BAL40
Lowest U-Value – single glazed	4.6	5	7.1
Lowest U-Value – double glazed	3.9	4.1	4.9
Lowest SHGC – single glazed	0.29	0.28	0.53
Lowest SHGC – double glazed	0.27	0.41	0.46



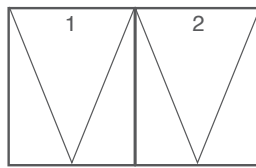
BENCHMARK FRAMES IN STORMFRONT



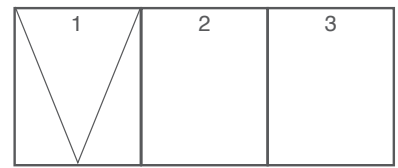
Single awning



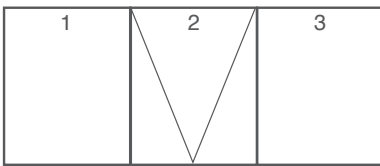
Single awning and fixed lite



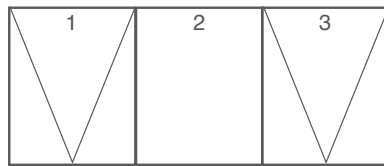
Double awning




Single awning and two fixed lites



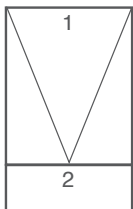
Single awning and two fixed lites



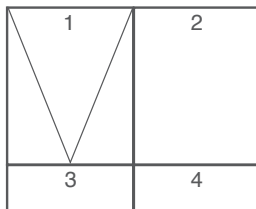
Double awning and centre fixed lite (equal)



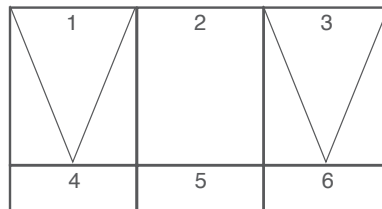
Double awning and centre fixed lite



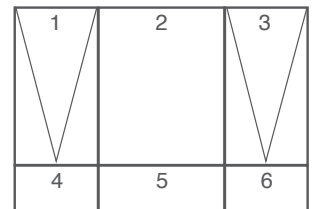
Single awning over low lite



Single awning and fixed lite over two low lites



Double awning with fixed lite over three low lites (equal)



Double awning with fixed lite over three low lites

Our most popular configurations are shown. For additional configurations, please contact a Jason Windows product specialist.



BENCHMARK FRAMES IN CHARCOAL LUSTRE



Product on Display

Jason Windows product featured in this brochure can be seen on display:

WELSHPOOL: 31 Sheffield Road (cnr Dampier Road)	
Residential Awning Windows	Benchmark Awning Windows
Commercial Awning Windows	Awning Flyscreen
Awning Security Screen	Double Glazing
Glass Selection	Colour Selection

BUNBURY: 21 Worcestor Bend	
Residential Awning Window	
Benchmark Awning Window	Awning Flyscreen
Awning Security Screen	Double Glazing
Glass Selection	Colour Selection

SUBIACO: Home Base 55 Salvado Road (Display Only)	
Residential Awning Window	
Benchmark Awning Window	Awning Flyscreen
Awning Security Screen	Colour Selection

Please refer to our website for all opening hours.



Visit our website gallery for inspiration: jasonwindows.com.au/gallery
Get the latest on special offers & more: jasonwindows.com.au/updates

PERTH SHOWROOM: 31 Sheffield Road (cnr Dampier Rd), WELSHPOOL | Tel (08) 9351 3400

BUNBURY SHOWROOM: 21 Worcestor Bend, DAVENPORT | Tel (08) 9726 2213

HOME BASE (Display Only): 55 Salvado Rd (cnr Harborne St), SUBIACO

jasonwindows.com.au



Jason Windows will manage all maintenance and servicing needs outside of the warranty, for the life of your home.