

PRE START GUIDE



WINDOWS | DOORS | GLASS | SCREENS





YOU'RE BUILDING A BRAND NEW HOME!

Congratulations! Building a home feels like stepping into a giant DIY project, where every decision shapes your dream space. Among the mix of tasks, choosing the right windows and doors is a game-changer. Sure, the big stuff might already be sorted, but it's the little things – like the colours that make you smile, the handles that feel just right, and the glass that sets the vibe - that turn a house into your own special space. There's still time to play with the fun stuff, so let's dive into the world of window and door options, and start making your new place feel uniquely yours.





COLOUR SELECTION

Close your eyes and imagine how your new windows and doors might look. If you're imagining them from the outside, you're not alone! Most people forget about the view from the inside, but when you think about it, where do you spend most of your time? Yep – on the inside, looking out.

So, while we like to match and harmonise the colours of our windows and doors to the roof, the garage door and the outside vibe, remember that the colour you choose needs to work with both your indoor and outdoor style!

HERE'S THE DEAL:

When you're deciding on your frame colour, don't just think about the look you want, think about the mood you want - your choice of colour will dictate the whole vibe of your home.



EXTERNAL CONSIDERATIONS

- What goes with your render, roof, front door and garage door? Do you want the colours to match, contrast or harmonise?
- Planter beds, pathways, driveways, decks and verandas might also be part of your front elevation, so factor them in, too.
- Will you be having particular trees or colourful plantings in your front garden? Think about the whole picture working together, and the image you'd like to present.

INTERNAL CONSIDERATIONS

- Think about how the colour you have chosen will match your flooring, the kitchen benchtops, and the overall design of your space.
- If you're all about that light and airy feel, imagine going for white frames for your windows and doors. It's like adding a touch of sunshine to your indoor world!
- For a more dramatic impressions, picture black or charcoal frames. They're the superheroes of bold vibes, giving your space that extra flair.

IT'S ALL ABOUT
CREATING
YOUR OWN
STYLE HAVEN.





FRAME COLOUR SELECTION

It can be difficult to imagine how different colours will look together. Here are a few tips to help you out:

- Get creative. Make a mood board with all your colour ideas. It's like a visual playground where you can see if your colours are really going to work well together.
- Take a drive around some of the newer neighbourhoods or head to some display homes. Check out how they mix and match colours for their home for some professional inspiration.
- Consider getting an interior designer on your team. They can help turn your ideas into reality and make sure everything looks as good in real life as it does in your head!

DID YOU KNOW:

Home Base Design & Build Centre in Subiaco offers a 1-hour FREE design consultation for your dream home?

Scan the QR code to book your free consultation!

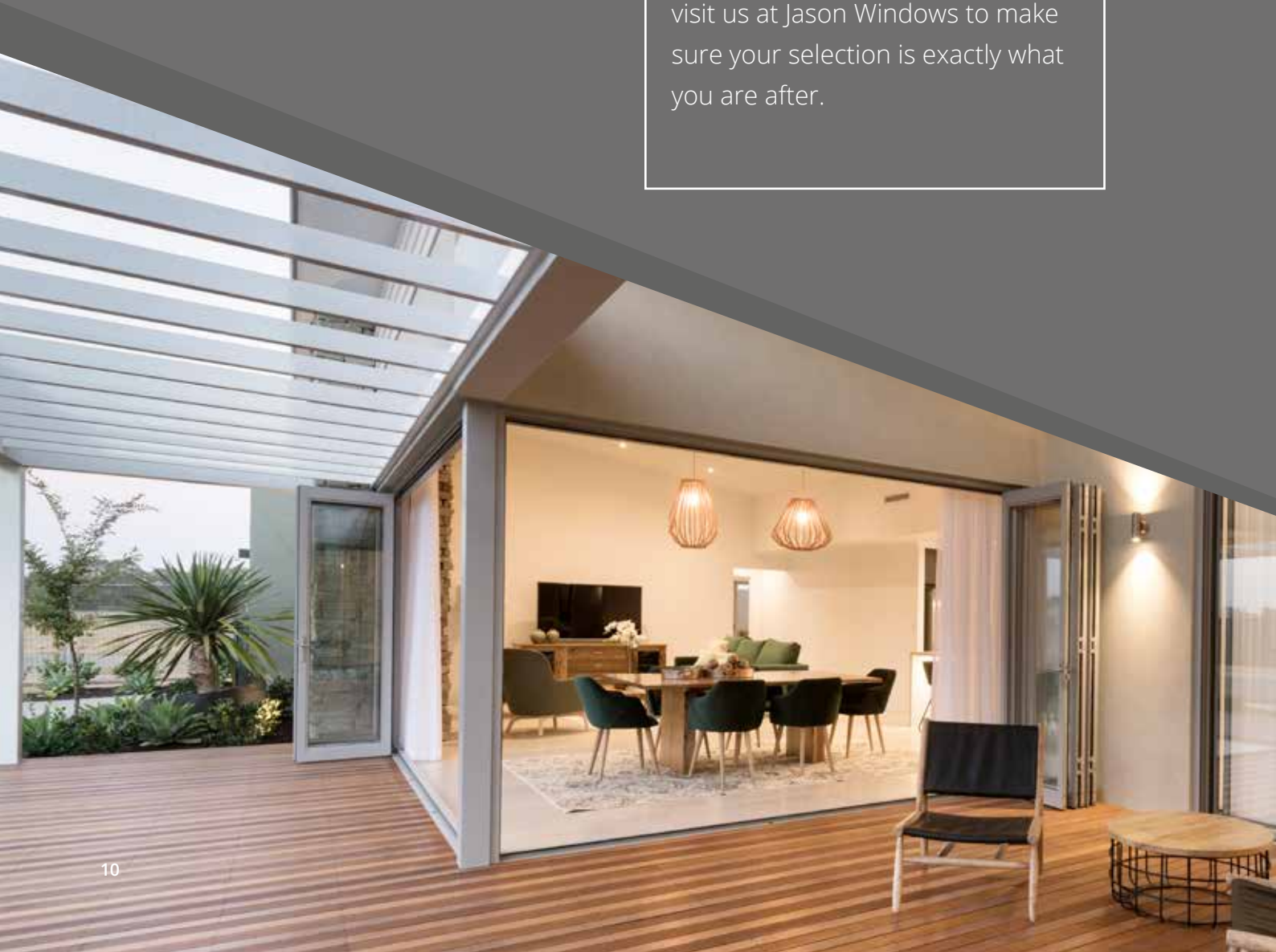


THE SIX SHADES OF STYLE


Selecting colours can be daunting, so we've handpicked our six most popular shades to make it easier for you to choose. Our standard colour range is designed to add a touch of sophistication and style to your home, but if you're dreaming of a special colour that's not in our standard lineup, don't fret! We offer a selection of custom colours to suit any personal style. Get in touch with us to explore all the possibilities!

THERE'S NOTHING LIKE THE REAL THING ...

If you're ready to lock in your frame colours, we recommend viewing a real-deal sample of the aluminium colour you're looking at choosing. Brochures and websites try their best, but sometimes colours can play tricks with photography, printing, and digital screens, so why not be sure about it? Swing by your builder's showroom or come and visit us at Jason Windows to make sure your selection is exactly what you are after.




GET TO KNOW YOUR COLOURS



WHITE LUSTRE

The light sheen of the lustre gives a subtle shimmer while the white creamy tone evokes a sense of class and sophistication. Whether you want to add an opulent charm or just give the space a hint of luxury, White Lustre provides the perfect finishing touch.




SILVER LUSTRE

The silver is complimented by the light sheen of the lustre and exudes a modern, yet timeless charm. The cool tone will add an eye-catching touch to your home.




CHARCOAL LUSTRE

The deep smokey charcoal hue provides warmth to the light shimmer of the lustre. Charcoal Lustre is a perfect accent to light colour palettes.




PEARL WHITE

The pale hue gives a soft, almost pearlescent glow that is both inviting and calm. Pearl White will bring a touch of elegance and grace to any room.



STORMFRONT

The stormy grey hue provides a dramatic contrast and lends an air of mystery and allure that will bring an unexpected touch to your home.



NIGHT SKY

A strong, inky black commanding an air of strength and confidence. With its timeless appeal, Night Sky complements any colour palette.



TIMBER LOOK ... WITHOUT THE MAINTENANCE

If you love the look of timber, check out the Timber Look colours for Sentry Front Doors. You'll get that sleek timber look you love, but with the strength and durability of aluminium.

All the beauty of the real thing, without the hassle!

THERE'S NOTHING LIKE THE REAL THING ...

If you're ready to lock in your frame colours, we recommend viewing a real-deal sample of the aluminium colour you're looking at choosing. Brochures and websites try their best, but sometimes colours can play tricks with photography, printing, and digital screens, so why not be sure about it? Swing by your builder's showroom or come and visit us at Jason Windows to make sure your selection is exactly what you are after.



TIMBER LOOK FINISH

AVAILABLE IN OUR SENTRY DOOR RANGE



CHARCOAL EBONY

A striking contemporary statement with a real wow factor. This look plays on an ancient Japanese technique that preserves wood by charring. It's a popular trend, showcased on shows like Grand Designs UK and Australia.



JARRAH ROSE MAHOGANY

If you like robust, dark tones and want to make an amazing entry statement, this could be the option for you. Contrast with light brick and render for a striking sophisticated look, or pair with dark colours for a touch of luxury.



WESTERN RED CEDAR

Add warmth to a contemporary style house with the natural look of cedar, without weathering, maintenance or treatment. This colour is the perfect match to the Cubist and Mid Century revival homes which are trending at the moment.





GLASS SELECTION

Understanding the range of glass types available can be a bit confusing. It's not always as clear as you think! There's a whole glass family to get to know - for instance, have you heard of annealed glass? Low-E? Laminated? Toughened? Some glass is energy efficient, helping you save money and the environment. That's cool!

We've put together a quick cheat's guide here to some of the most common glass types, and how to select the best type for your home, your lifestyle, and of course, your budget.

When you want to dive a little deeper, check out the Jason Windows Glass Guide, available online or at our showrooms or Home Base Design & Build Centre. It explains in detail all the options and different benefits.

In the meantime ... let's take a look at glass!

WANT TO LEARN EVEN MORE ABOUT GLASS?

Check out our specialised Glass Guide, scan the QR code to dive in!




MAKING GLASS SELECTION AS CLEAR AS ...

ANNEALED (STANDARD) GLASS

Annealed glass is like the laid-back, original glass in the window family. Also referred to as 'float glass' it offers excellent visibility. In places where there aren't any rules that you need a certain type of glass, then annealed is the standard go-to choice.

TONED / TINTED GLASS

Toned or tinted glass adds a splash of colour to windows, making them look great while dialling down the sun's brightness. The colour is added to the glass during the production process, which means no bubbles and no scratched film. Pairing a toned glass with Low-E glass will provide greater energy efficiency than Low E alone. You can choose your look of toned and tinted glass to match your style.





CLEAR

Best suited for clarity and low distortion. Use in areas you want to flood with natural light or enjoy a clear view. For north facing elevations, use to heat up north facing rooms in the winter.



GREY

Achieves a darker elevation, reducing the amount of light coming into the home. Offers good reduction levels of UV light.



GREEN

Offers a softer natural light effect.



NEUTRAL

(ONLY AVAILABLE IN LOW E SUBSTANCES)

Neutral glass is lightly toned and only available in Low E. The light tone provides a softer natural light effect.






OBSCURE GLASS

Unlike regular clear glass, obscure glass has been treated, textured or patterned, providing privacy while still letting in natural light. So clearly, it's the go-to glass for bathrooms, but it's also great for Front Entry Doors where you want privacy plus light. Choose your obscure look from:

SATINLITE



SPOTSWOOD



CATHEDRAL



TRANSLUCENT



HOT TIPS:

You don't always need obscure glass in your bathrooms. If you've got no privacy worries, go for clear glass, plant some greenery outside your window and soak in that awesome external view!

Time to shed some light on your entry game! If your front entry area is a bit gloomy, install a glass front door. It's the secret to flooding your entry space with glorious natural light.

TOUGHENED (SAFETY) GLASS

Toughened glass packs some serious muscle and is five times stronger than regular glass. It's all about keeping you safe by reducing the likelihood of injuries if broken by human impact. Be aware that Australian Standards & Building Regulations will determine some glass choices within your home, for instance, all doors must use Grade A Safety Glass (Toughened). Jason Windows product specialists are all over these regulations and can provide free expert glass assistance in this area.

LAMINATED GLASS

Laminated glass has a bunch of awesome benefits, like safety, security, noise reduction, even fighting off UV rays. Think of it as a double-decker glass with a special film in between that is like your personal bodyguard. If something tries to break your window, the laminated glass holds it all together. Your windows stay strong, and you stay safe.



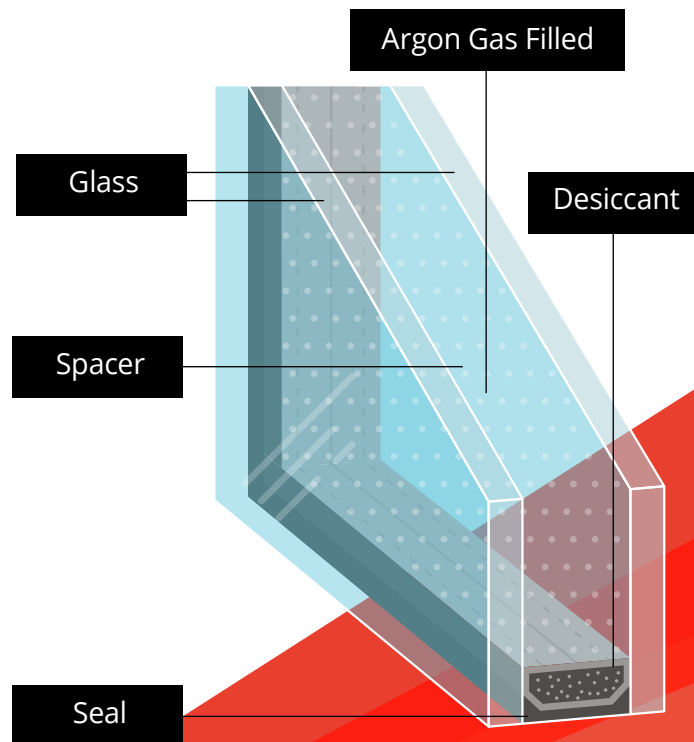
LOW-E PERFORMANCE GLASS

Low-E stands for 'low emissivity', a fancy way of saying it's super smart. It has a special coating that reflects heat, keeping your room cosy in winter and chill in summer. Low-E (if used in the right location) keeps the internal temperature of your home comfortable all year round – just the way you like it!

Planibel™, Sunergy™, EnergyTech™, SmartGlass and **ComfortPlus™** are all brands of Low-E glass.

DOUBLE GLAZING

Double glazing is the superhero of windows – it's got two layers, like a dynamic duo, working together to keep your space cosy and cool. The two panels, separated by a layer of argon gas create a more effective insulation barrier, whatever the outdoor temperature, minimising the transfer of heat or cold between indoors and out. With the right glass combination is used in a double glazed product, it can help keep things quiet, but if that's all you really need, check out the more budget-friendly Acoustic Glass.



STILL CONFUSED? WE'RE HERE TO HELP

CAN THE RIGHT WINDOWS REDUCE MY ENERGY BILLS?

Yes! Choosing the right glass for your new home can make a huge difference in keeping it cosy in winter and cool in summer, dramatically reducing your high-energy using air conditioner. Consider Clear Low-E glass for any living spaces facing north. A toned glass can be used in an east or west facing elevation to assist your homes insulation. Helping you maintain a comfortable temperature all year round and saving you money. Who doesn't want that!

CAN THE RIGHT WINDOWS SAVE MY FURNISHINGS AND FLOOR COVERINGS?

Again, yes! Curtains, carpets and furniture can fade and degrade from over exposure to damaging UV rays. If you have furniture or a kitchen benchtop near large windows, go for a laminated glass that offers UV protection. It helps keep your stuff looking new for longer.

I'M CONCERNED ABOUT SECURITY.

If security is a major concern, check out laminated glass. It's tougher to break, giving your home an extra layer of protection. Best part? You don't have to compromise on natural light or your view. Stay safe and stylish!

I'M WORRIED ABOUT NOISY NEIGHBOURS.

If you're bothered by outside noise, like partying neighbours or a busy road, or you'd like to keep sound contained in certain rooms, acoustic performance glass is your solution. This type of glass can reduce noise from outside without compromising your view.

CAN I AFFORD TO UPGRADE MY GLASS?

Glass costs depend on thickness, performance, and size—the thicker, more capable, and larger the glass, the pricier it gets. Think about how you'll use each room and prioritise your needs. This will help you decide which upgrades are essential and which can wait to fit your budget.

NOTE:

Keep in mind, to upgrade to double glazing later, the frames will also need to be upgraded to accommodate the size and weight of the double-glazed units.

GLASS TYPE APPLICATIONS

UPGRADED GLASS OPTIONS	APPLICATION
Toned	<ul style="list-style-type: none"> • Useful for reducing the sun's impact on unshaded windows.
Low-E	<ul style="list-style-type: none"> • Areas where greater solar and thermal control is required. Helpful in improving a home's Energy Rating and a cost-effective alternative to double glazing.
Toughened (Safety Glass) (Breaks into small fragments)	<ul style="list-style-type: none"> • Areas where windows require structural strength and safety such as large feature windows and raked ceiling window. • Areas most prone to injury from human impact such as bathrooms, kitchen splashbacks, doors and full length windows.
Laminated (Safety Glass) (Cracks)	<ul style="list-style-type: none"> • Areas requiring special performance such as sound reduction and additional security. • Areas most prone to injury from human impact such as bathrooms, kitchen splashbacks, doors and full length windows.
Double Glazing	<ul style="list-style-type: none"> • Areas where more control of heat gain and loss through the glass is required.

Glass isn't just a "window to the world" - it can totally level up your lifestyle! From creating chill work-from-home vibes to blocking the glare while you binge, the right glass can make everyday life so much smoother. Here are some other things to think about as you dream up your ideal space:




GET THE BUZZ ON FLYSCREENS

There's nothing worse than swatting flies away while you're relaxing inside! Flyscreens are the unsung protectors of our homes, keeping annoying bugs like flies, wasps, and mosquitoes out while allowing you to keep your main door open for that refreshing breeze. No Aussie home should be without them!


Jason flyscreens are fitted with fibreglass mesh as standard, with the following upgrades available:

UPGRADED INSECT MESH OPTIONS	APPLICATION
Aluminium Mesh	<ul style="list-style-type: none">• More durable than fibreglass mesh.• Suitable for bush fire rated zones, complies with AS3959 up to BAL29.
Migi Mesh	<ul style="list-style-type: none">• Super fine to keep out tiny insects.• Recommended for homes near waterways.



FIBREGLASS MESH



ALLUMINIUM MESH



MIGI MESH








THOUGHT ABOUT SECURITY SCREENS?

Security screens are the heavyweights of home security. They're much more than mere insect barriers; they're designed to stand strong against any potential intruders while still allowing that cool air to circulate.

When it comes to choosing screens for your windows and doors, it's a good idea to consider them now, before you build. It's more cost-effective to do it as part of the build process. Also, keep in mind, Jason Windows does not offer a security screen installation service for existing homes in the Perth Metro area. We can however, provide you with a referral. This service is still available from our South West Branch.

Jason Security Screens are designed to fit seamlessly into your Jason Window frames – they're sleek, stylish and will complement the look of your new home from day one.

PRIORITY & LIFESTYLE	316 STAINLESS STEEL	PERFORATED ALUMINIUM
I live close to the ocean and have corrosion concerns		
Security is my main priority		
Keeping my pets on the safe side is my main goal		
I'm on a budget		
I want to be able to see the kids playing in the garden		
I live in a BAL rated fire zone		
I don't want to see screws and rivets on the outside of my screens		

SECURITY SCREEN MESH TYPES

You can also choose your level of security and performance:


- **316 Marine Grade Stainless Steel Woven Mesh.**

Ultimate security offering the highest level of corrosion resistance available.
Bush fire rated to BAL40



- **Perforated Marine Grade Aluminium.**

Cost effective security, bush fire rated to BAL29.

316 MARINE GRADE STAINLESS STEEL MESH



PERFORATED MARINE GRADE ALUMINIUM



There are a few other things to consider when choosing your new windows – some are safety issues, some are more technical, some you may not need at all, but you should think about them when making your decisions. A Jason Windows consultant can talk you through all of them, when you're ready.

CHILDREN

In accordance with the National Construction Code (NCC), some upper-level windows require opening restrictors to prevent the window being opened more than 125mm. Your builder or a Jason Windows product specialist can advise if restrictors are required on your upper level windows. (Restrictors can be avoided if security screens are installed).

PETS

Pets are notorious for tearing through standard flyscreens. Upgrading to Security Screens not only ensures your pets and kids stay securely indoors, but also saves

you the hassle of constantly patching or replacing torn flyscreens. It's a win-win for both your peace of mind and your wallet!

BUSHFIRE

When building a home in a bushfire prone area, you want to make sure your home is prepared and protected in case of a bushfire. Jason Windows screen options which are compliant for BAL compliancy include aluminium mesh flyscreens to our range of 316 and perforated security screen products.

(What's a BAL? It stands for Bushfire Attack Level, and it's basically a way to measure how at risk your home might be during a bushfire. The higher the BAL rating, the more precautions you need to take when building your home.)



DOORS

So we've talked about colours and glass and fun stuff, now it's about getting down to business and moving from fun to functional. Choosing the right hardware from the start means opening and closing and locking your doors and windows will be a breeze – you won't need to give it a second thought.

SLIDING AND STACKING DOORS

HANDLE OPTIONS

Residential Sliding and Stacking Doors are supplied standard with the Jason Windows Versa handle combination in silver. You can choose the handle in black or with an alternative combination such as Double D or Double Slim. Any changes from the standard Versa Combination in Silver will need to be made at your pre-start consultation.

HANDLES TO SUIT THE RESIDENTIAL FRAMING SYSTEM



Jason Versa Lock/
Versa Lock Slim (Silver)
(DEFAULT)

Jason Versa Lock/
Versa Lock Slim (Black)

Whitco Mortice Lock
Available in Jason Windows
standard range of colours
(Silver shown)

HANDLES TO SUIT THE COMMERCIAL FRAMING



Aria (Silver)

Aria (Black)

NOTE:

Visit jasonwindows.com.au
for upgrade handle options.



FRONT DOORS

The Jason Windows Sentry Doors and Benchmark Hinged Doors are supplied with the Lockwood Palladium Summit handle in silver. If you prefer the black option it must be specified at your pre-start consultation.

The Sentry Door range has a wider door style to accommodate a wider range of door handle options. You can see all the upgraded options on the Sentry Door page of the Jason Windows website. Keep in mind, an alternative selection from the standard Lockwood Palladium Summit in silver, will need to be specified at your pre-start.

STANDARD HANDLES



Lockwood Palladium
4 Point - Summit
(Silver) (DEFAULT)



Lockwood Palladium
4 Point - Summit
(Black)

HOT TIP:

If you are planning to install a security door on your front entry door at a later stage, keep in mind the security door will likely cover up your handle. This may influence the door handle you choose today.

SENTRY DOORS



Lockwood
Palladium
Summit
(Silver)
(DEFAULT)



Gainsborough
Contemporary
Angular Satin
Chrome



Gainsborough
Contemporary
Angular Black



Gainsborough
Align Satin
Chrome



Lockwood
Palladium
Summit
(Black)



Gainsborough
Contemporary
Angular Bright
Chrome

NOTE:

Visit jasonwindows.com.au
for upgrade handle options.





WINDOWS

SLIDING WINDOWS



BREEZELOCK SYSTEM: For total piece of mind, all Jason Sliding Windows come with the BreezeLock system, automatically locking the window in any one of three set positions - closed, 50mm and 100mm (as shown below), providing both security and total control of air flow at all times. Breezelocks can be keyed alike to your Jason Awning Windows.



AWNING WINDOWS

Awning winders are available in the Jason range of standard colours to match your selection of window frame. Can be keyed alike to your Jason Sliding Windows. **STANDARD HARDWARE OPTIONS FOR AWNING WINDOWS**



KIDS CAN'T FLY: In 2013, the Australian Building Code introduced regulations requiring opening restrictors on certain upper-level windows to prevent them from opening more than 125mm. Windows also facing pools and waterways must also be fixed so they can't open more than 100mm. These regulations are all about safety, but if you're after better airflow whilst still meeting the safety standards then you can install Jason Security Screens which are designed to fit to your Jason frames seamlessly. Get the fresh air you want with the peace of mind you need!

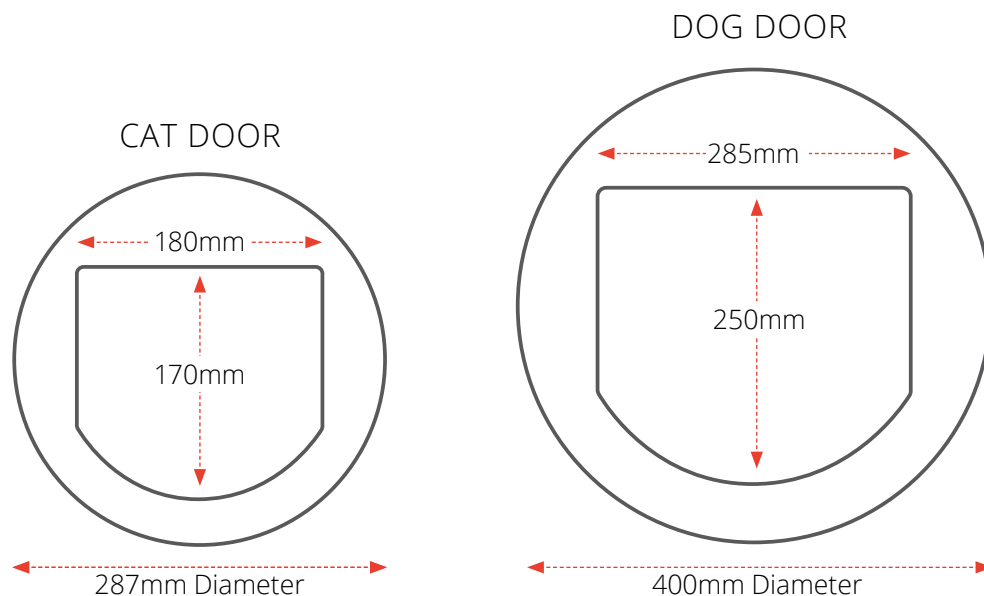
COLONIAL BARS

Jason Doors and Windows can be fitted with colonial bars to give your home the timeless, sought after Hamptons look. Colonial bars are an optional extra and will need to be specified at your pre-start consultation



PET DOORS

Got a fur baby? Before you start the building stage, here's a pro tip: adding pet doors to your windows and doors early on is the budget-friendly move – and a lot less hassle. It's like giving your four-legged buddy VIP access to their own spot without breaking the bank. Pet doors must be installed into toughened glass as other glass types are at risk of cracking. Jason Windows do not offer Pet Doors for Double Glazed products due to their thickness. So, when your dream home is in the works, make sure your furry friend gets the royal treatment from day one.



HOT TIP:

Keep in mind, to have a pet door installed in the glass after you move in, will require the glass to be changed as a hole cannot be cut into the existing panel. It will be cheaper to have the pet door installed as part of your building process. Pet Doors are also not BAL compliant so please keep this in mind when you are making your selections.



7 STAR ENERGY

A 7-star energy rating tells us how good a house is at using energy wisely and being kind to the environment. In Australia, this rating is part of the Nationwide House Energy Rating Scheme (NatHERS). It looks at how well the house's design helps keep it cool in summer and warm in winter without using too much extra heating or cooling.

For people living in Western Australia, having a 7-star rating means lower energy bills and less harm to the planet. Homes that get this rating are carefully designed, using smart features like the best way to face the house, good insulation, energy-efficient windows, and good airflow. These homes are not only more comfortable to live in, but they also help the environment by being more sustainable.

A Jason Windows expert can help you choose the best windows to help your home reach this 7-star rating!



WANT TO LEARN MORE?

Scan the QR code to check out our Prestart Videos to help you on your journey!



You've reached the end of our brochure—congratulations!

Armed with your new knowledge about windows and doors, you're well-prepared to embark on the exciting journey of prestart selections.

Building a home is a significant milestone, and as you navigate this process, remember to trust your instincts and let your personal style shine. Each decision you make brings you closer to creating a home that reflects your personality and aspirations. So, take your time and enjoy the process. With every choice, you're not just building a house; you're crafting a foundation for your future. Let's make it a journey to remember!





jasonwindows.com.au

Jason Windows will manage all maintenance and servicing needs outside of the warranty, for the life of your home, either directly or through our preferred service providers.

Visit our website gallery for inspiration jasonwindows.com.au/gallery



AUSTRALIAN
**GLASS &
WINDOW**
ASSOCIATION

WELSHPOOL SHOWROOM

31 Sheffield Rd (cnr Dampier Rd), Welshpool WA 6106
(08) 9351 3400

BUNBURY SHOWROOM

21 Worcestor Bend, Davenport WA 6230
(08) 9726 2213

HOME BASE DESIGN & BUILD CENTRE - DISPLAY ONLY

Display 84, 55 Salvado Rd (cnr Harborne St), Subiaco WA 6008