

# BI-FOLD DOORS

---



# Bi-Fold Doors Range

Jason Windows products have been widely used in WA homes since 1959 and the company continues to be the market leader in product design, strength, security and customer service. We understand that a new home or home renovation is a major investment and we are committed to providing the highest quality solutions for West Australians at an affordable price.



## QUALITY

Jason Windows has built its reputation on perfecting and crafting quality windows, doors and security screens specifically designed for the Western Australian market. Our attention to detail, in-house testing facility and internal processes ensure we produce quality products and services that continue to perform and stand the test of time.



## SERVICE

Quality service goes hand in hand with a quality product and we are committed to providing helpful, informative and attentive customer service. From the time of your new home hand-over or completed renovation, Jason Windows will handle all warranty maintenance enquiries directly with you and continue to manage all maintenance and servicing needs outside of the warranty, for the life of your home.

## THE RANGE

The Jason range of Bi-Fold Doors for residential homes are available in two different framing systems:

FRAMING SYSTEM	DESCRIPTION	APPLICATION
<b>Benchmark</b>	Commercial outer framing system with Jason Benchmark door sashes to suit general glazing requirements.	Suits larger than standard openings and general glazing requirements as required with bi-fold doors.
<b>Commercial</b>	Frames to suit architectural homes.	Architecturally designed homes with larger than normal openings or double glazing requirements.

The advantage of Jason Bi-Fold Doors is their flexibility to be used to open up confined areas and improve the functionality of your homes living environment. Letting in an abundance of natural light and ventilation they offer easy access to the garden, alfresco, patio or covered outdoor entertainment areas.



## Unique Design

**Stylish yet secure.** Jason Bi-fold Doors feature mortised deadlocks with stylish satin chrome handles that are internally and externally keyed. Concealed flush bolts unobtrusively secure the door panels at the top and bottom of the frame.

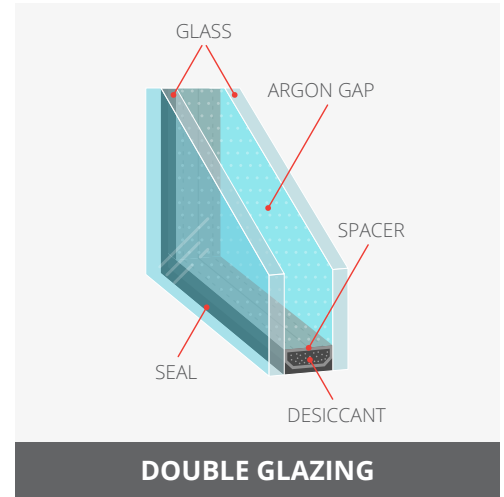


## Energy Efficiency

**Energy-conscious design.** The Jason premium seals reduce air leakage and produce an excellent air conditioning rating ensuring maximum efficiency when heating or cooling your home. To improve energy efficiency further, consider Low-E energy efficient glass to reduce the transfer of heat or cold through the glass. Your home will stay warmer in the winter and cooler in the summer. Low-E glass is like insulation panels for you home.

**Double glazing.** Traditional glazing consists of a single sheet of glass. Double glazing consists of two panels of glass in a sealed unit separated by a layer of air or argon gas. The Jason Double Glazing range uses argon gas to create a more effective insulation break. This greatly reduces both heat flow and thermal conductivity through the door. The thermal benefits of double glazing make it ideal for rooms where greater control of heat gain or loss is required.

**Glass advice.** Selecting the right glass type for your new home or renovation project can have a big impact on your comfort and energy costs. Jason Windows can offer you free expert glass advice to suit your home. This service is available from our Welshpool and Bunbury showrooms. Check our website for opening times.



FIVE PANEL BI-FOLD DOOR IN PEARL WHITE FRAMES



## Colours

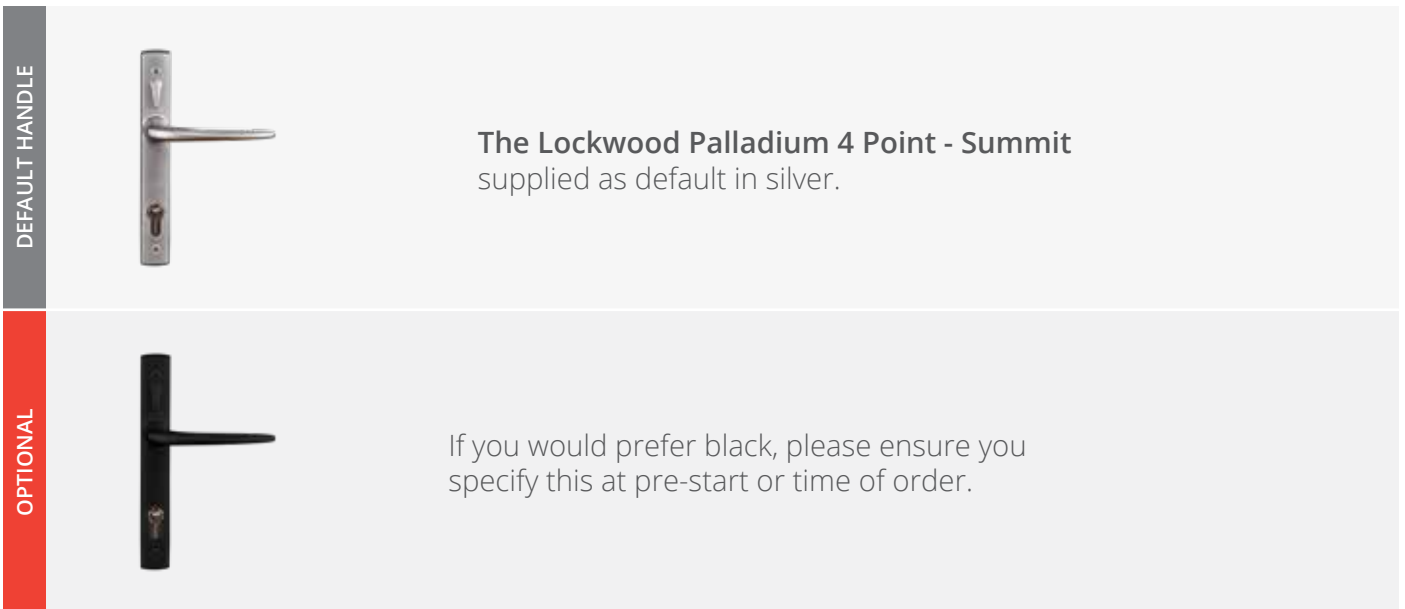
Jason Bi-Fold Doors are available in seven popular colours from our standard colour range. Custom colours are also available however extended lead times and additional charges apply.

Please refer to our Colour Guide which you can find in the Brochures section on our website or from your builder. Better still come and visit us at one of our showrooms to select your perfect colour.

Please note that it is always recommended to choose your colour from an actual sample as variations can occur between digital monitors and printers.

## Handles

**One key, many locks.** Handles for your Jason Bi-Fold Doors can be keyed alike to all other Jason doors in your home, including Jason Security Doors.



**NOTE:** The recessed sill upgrade option is not weatherproof and therefore not warranted for water ingress. Jason Windows recommends the recessed sill upgrade option be installed under the main roof in a covered location, such as an alfresco area (as pictured).



## Glazing Options


Toughened safety glass is supplied as standard. Other upgrade options include:

UPGRADE OPTIONS	APPLICATION
Laminated (Safety Glass)	<ul style="list-style-type: none"> <li>• Areas requiring special performance such as sound reduction, energy efficiency and additional security</li> <li>• Areas most prone to injury from human impact such as bathrooms, splashbacks, doors and full-length windows</li> </ul>
Toned (Tinted Glass)	<ul style="list-style-type: none"> <li>• Useful for reducing the sun's impact on unshaded doors</li> </ul>
Low-E	<ul style="list-style-type: none"> <li>• Areas where greater solar and thermal control is required. Helpful in reducing new homes Energy Efficiency Rating and a cost-effective alternative to double glazing.</li> </ul>
Double Glazing	<ul style="list-style-type: none"> <li>• Areas where more control of heat gain and loss through the glass is required</li> </ul>

Australian Standards & Building Regulations will determine some glass choices within your home. All new homes or new renovations need to comply with these regulations. For example, as a general guide, you must use Grade A Safety Glass in:

- All glass doors
- Bathrooms (for all areas up to 2m high)
- Door side panels (if less than 300mm away from the door and positioned 1200mm or less above the floor)
- Areas that can be mistaken for openings such as full height glass
- Low level glass if larger than 1.2m. Areas under 1.2m require a minimum glass thickness of 5mm.

### GLASS APPEARANCE



**CLEAR**

Best suited for clarity and low distortion. Use in areas you want to flood with natural light or enjoy a clear view. For north facing elevations, use to heat up north facing rooms in the winter.




**NEUTRAL**

Neutral glass is lightly toned and only available in Low E. The light tone is often preferred for a softer natural light effect.



**GREY**

Commonly selected to achieve a darker elevation and to reduce the amount of light coming into the home. Offers good reduction levels of UV light. Pairing a toned glass with the insulation properties of Low E glass will provide greater energy efficiency than Low E alone.



**GREEN**

Offering a small reduction in light and UV light, the green toned glass can provide a softer natural light effect. Pairing a toned glass with the insulation properties of Low E glass will provide greater energy efficiency than Low E alone.

One of our product specialists can offer guidance in choosing the best glass types for your home.


## Jason Bi-Fold Door Specifications

SPECIFICATIONS	BENCHMARK	COMMERCIAL
Frame Sizes (mm)	100 x 44	100 x 44
Door Height (mm)	Min: 2057	Min: 2057
	Max: 2400	Max: 3000
Door Width (mm)	Min: 1800	Min: 1600
	Max: 6090	Max: 6400
Maximum Panel Width (mm)	800	1000
Maximum Panel Weight	50kg	100kg
Maximum Water Rating	150pa	450pa
Maximum Wind Rating	800kpa	2500pa
Maximum Glass Thickness – Single Glazing (mm)	10	15
Maximum Glass Thickness – Double Glazing (mm)	N/A	24
Maximum Bush Fire Rating	BAL29	BAL40
Lowest U-Value Single Glazed	4.6	4.6
Lowest U-Value Double Glazed	N/A	4.1
Lowest SHGC – Single Glazed	0.28	0.32
Lowest SHGC – Double Glazed	N/A	0.31




# Jason Bi-Fold Door Configurations

Popular configurations shown. Please contact Jason Windows for more configuration options.




Three Panel  
Open Left




Three Panel  
Open Right




Four Panel  
Open Left




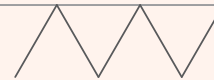
Four Panel  
Open Right




Five Panel  
Open Left




Five Panel  
Open Right




Six Panel  
Open Right



Six Panel  
Centre Opening



Seven Panel  
Open Left



Eight Panel  
3-5 Combination Opening



**\*NOTE:** All Jason Windows Benchmark Bi-Fold Doors open out. Commercial Frames can be configured to hinge outwards or inwards.

# Product on Display

Jason Windows product featured in this brochure can be seen on display:

WELSHPOOL: 31 Sheffield Road (cnr Dampier Road)		
Commercial Bi-Fold Door	Glass Selection	Colour Selection

SUBIACO: Home Base 55 Salvado Road (Display Only)		
Commercial Bi-Fold Door	Glass Selection	Colour Selection

Please refer to our website for all opening hours.



Visit our website gallery for inspiration: [jasonwindows.com.au/gallery](http://jasonwindows.com.au/gallery)  
Get the latest on special offers & more: [jasonwindows.com.au/updates](http://jasonwindows.com.au/updates)  
Book a guided showroom visit: [jasonwindows.com.au/showroom-bookings](http://jasonwindows.com.au/showroom-bookings)

PERTH SHOWROOM: 31 Sheffield Road (cnr Dampier Rd), WELSHPOOL | Tel (08) 9351 3400

BUNBURY SHOWROOM: 21 Worcestor Bend, DAVENPORT | Tel (08) 9726 2213

HOME BASE (Display Only): 55 Salvado Rd (cnr Harborne St), SUBIACO

[jasonwindows.com.au](http://jasonwindows.com.au)



Jason Windows will manage all maintenance and servicing needs outside of the warranty, for the life of your home.